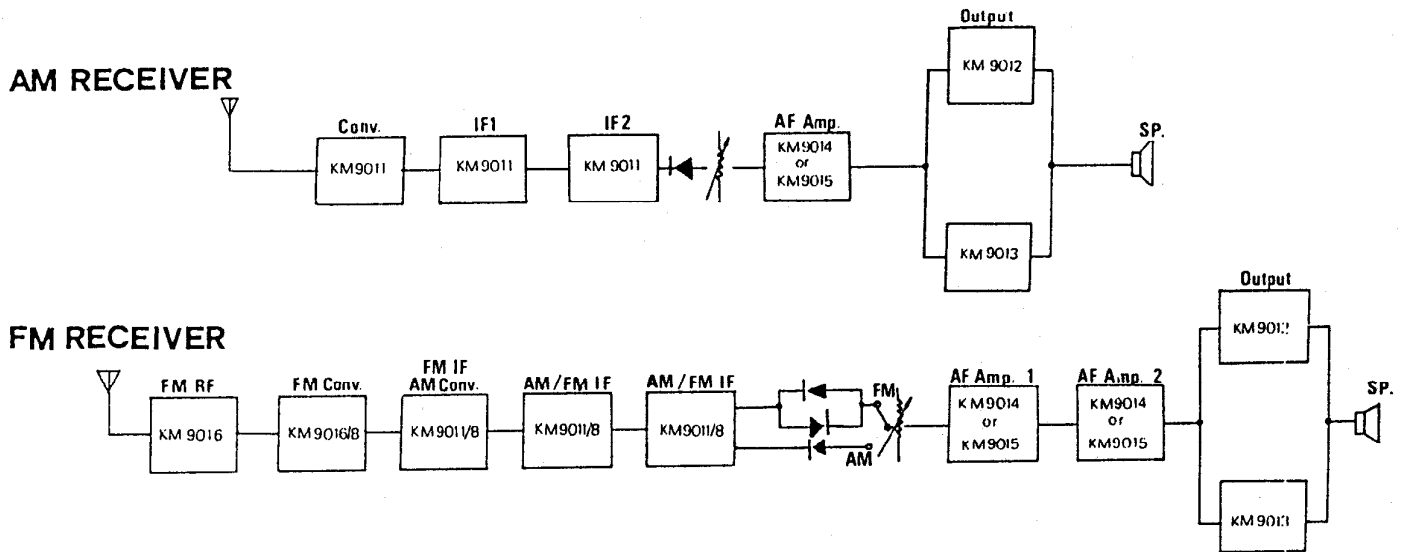




MICRO

KM 9000 SERIES

AM, FM RADIO
TRANSISTOR KIT

SELECTION GUIDE FOR AM / FM RADIO TRANSISTOR KIT



TYPE	POLARITY	APPLICATIONS	CASE
KM 9011	NPN	AM/FM IF, AM CONVERTER	TO-92A  EBC 
KM 9012	PNP	AUDIO POWER OUTPUT	
KM 9013	NPN	AUDIO POWER OUTPUT	
KM 9014	NPN	AUDIO DRIVER	
KM 9015	PNP	AUDIO DRIVER	
KM 9016	NPN	FM RF	
KM 9018	NPN	AM/FM IF, FM CONVERTER	



MICRO ELECTRONICS LTD.

美科有限公司

7/F, Enterprise Square Three, 39 Wang Chiu Road, Kowloon Bay, Kowloon, Hong Kong.

TEL: (852) 23430181 FAX: (852) 23410321

HOME PAGE: <http://www.microelectr.com.hk>

DEVICE SPECIFICATIONS (T_A = 25°C unless otherwise specified)

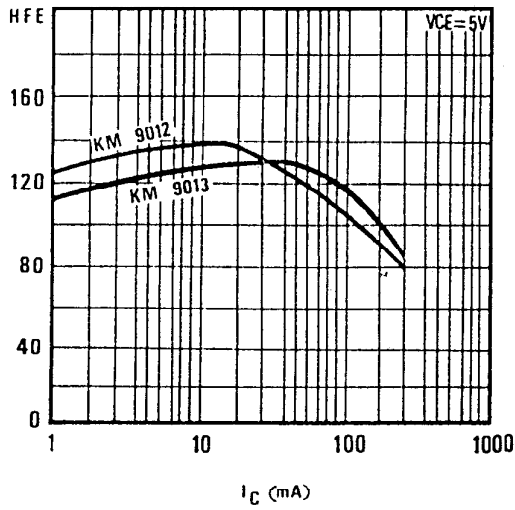
TYPE	MAXIMUM RATINGS					ELECTRICAL CHARACTERISTICS																			
	V _{CB0} (V)	V _{CE0} (V)	V _{EB0} (V)	P _D (mW)	HFE	I _{CB0} (nA)	V _{BE} (V)		V _{CE(sat)} (V)		I _C (mA)	I _B (mA)	f _T (MHz)		I _C (mA)	V _{CE} (V)	C _{ob} (pF)	C _{crbb} ^{1/} (pSec)	NF (dB)						
	min	max	min	max	min	max	typ	max	typ	max	min	typ	min	typ	typ	max	typ	max	typ						
KM 9011	25	20	3	300	28	198	50	18	0.67	0.85	1	5	0.08	0.5	10	1	150	220	1	5	1.9	2.5	10	22	3 ^{2/}
KM 9012	25	20	5	500	64	350	500	18	0.7	0.85	10	1	0.2	0.6	250	25									
KM 9013	25	20	5	500	64	350	500	18	0.7	0.85	10	1	0.2	0.6	250	25									
KM 9014	25	20	5	500	60	1000	50	18	0.63	0.85	1	5	0.07	0.5	10	1	50	140	1	5	2.7	6	10	2 ^{3/}	
KM 9015	25	20	5	500	60	1000	50	18	0.64	0.85	1	5	0.07	0.5	10	1	50	120	1	5	3.5	6	10	2 ^{3/}	
KM 9016	25	20	3	300	28	198	50	18	0.72	0.85	1	5	0.14	0.5	10	1	500	800	5	5	1.1	1.6	10	12	3 ^{4/}
KM 9018	20	15	3	300	28	198	50	18	0.72	0.85	1	5	0.14	0.5	10	1	400	800	5	5	1.3	1.7	10	18	

- 1/ : C_{crbb} @ I_C = 1mA V_{CE} = 5V f = 31.8MHz
 2/ : NF @ I_C = 1mA V_{CE} = 5V R_G = 500Ω f = 1MHz
 3/ : NF @ I_C = 0.1mA V_{CE} = 5V R_G = 10kΩ f = 30Hz to 15KHz
 4/ : NF @ I_C = 1mA V_{CE} = 5V R_G = 50Ω f = 100MHz

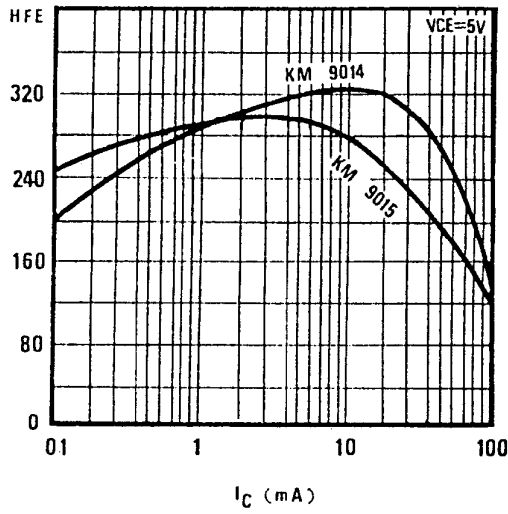
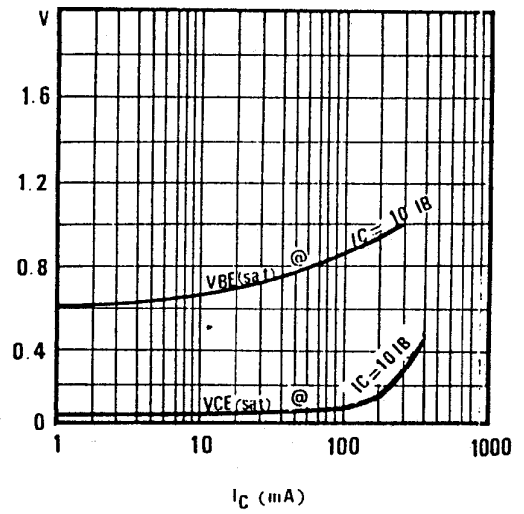
CLASSIFICATION OF HFE GROUPS

GROUP	A	B	C	D	E	F	G	H	I	@ I _C / V _{CE}
KM 9011										
KM 9016				28 - 45	39 - 60	54 - 80	72 - 108	97 - 146	132 - 198	1mA / 5V
KM 9018										
KM 9014	60 - 150	100 - 300	200 - 600	400 - 1000						1mA / 5V
KM 9015										
KM 9012					78 - 112	96 - 135	118 - 166	144 - 202	180 - 350	50mA / 1V
KM 9013				64 - 91						

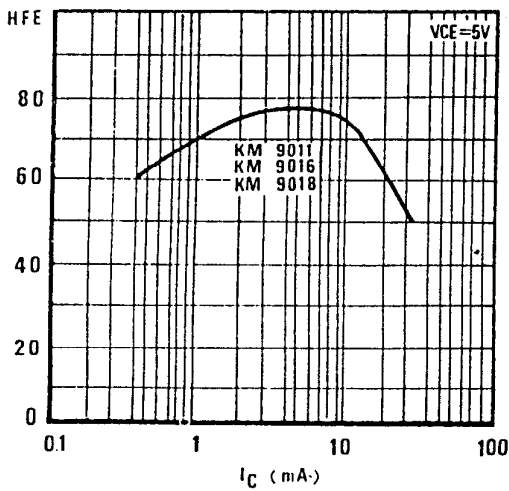
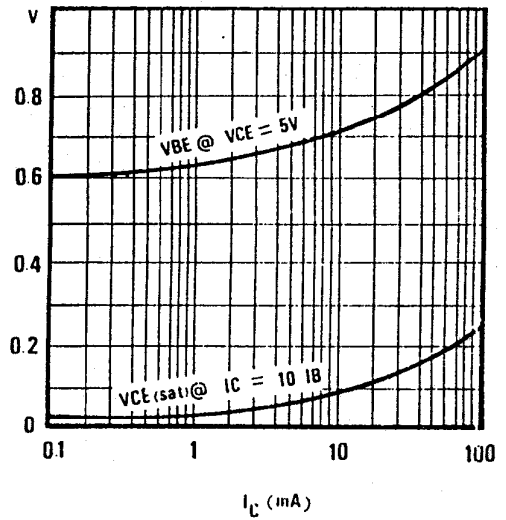
TYPICAL CHARACTERISTICS [$T_A = 25^\circ\text{C}$ unless otherwise specified]



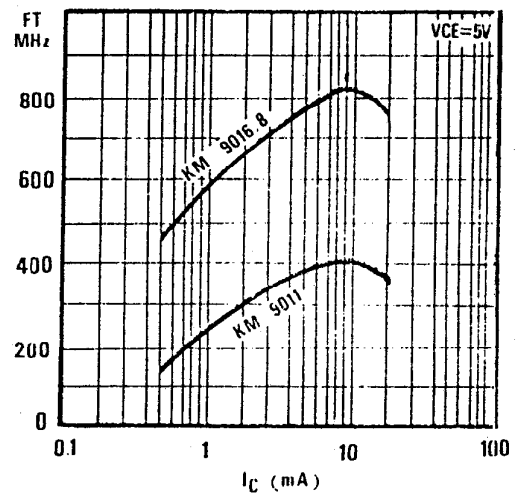
KM 9012
KM 9013



KM 9014
KM 9015

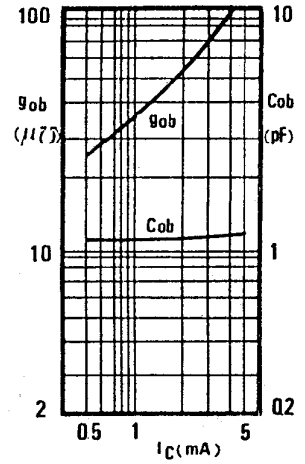
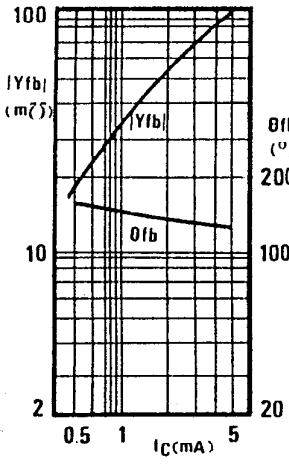
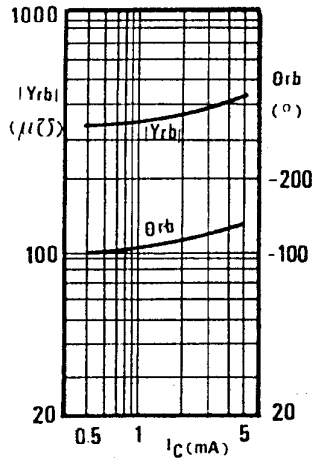
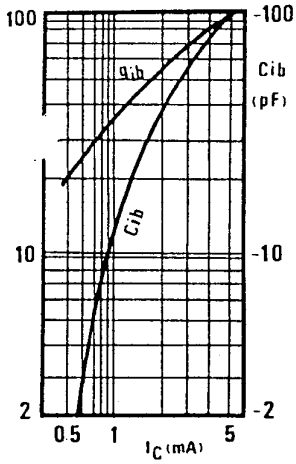


KM 9011
KM 9016
KM 9018

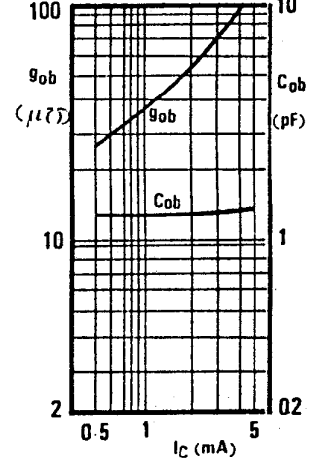
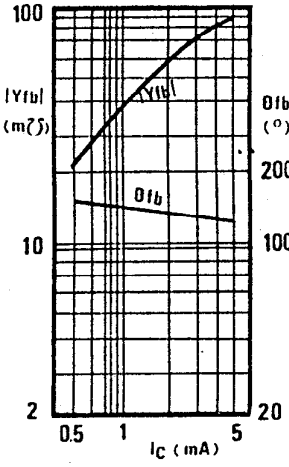
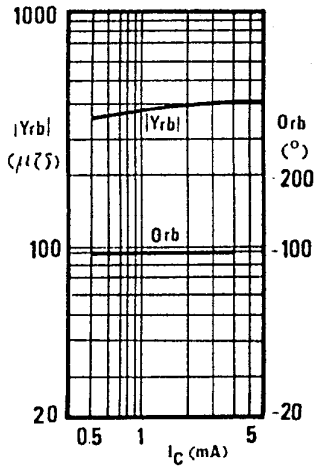
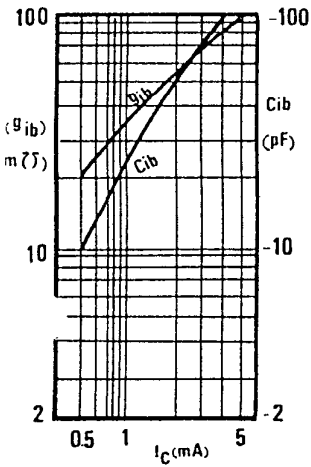


TYPICAL Y - PARAMETERS AT $T_A = 25^\circ\text{C}$

KM 9016 [COMMON BASE $f = 100\text{MHz}$ $V_{CB} = 5\text{V}$]



KM 9018 [COMMON BASE $f = 100\text{MHz}$ $V_{CB} = 5\text{V}$]



KM 9011 [COMMON EMITTER $f = 10.7\text{MHz}$ $V_{CB} = 5\text{V}$]

